

Instructions

How to vote by absentee ballot

You will need:

- Ballot*
 - Tan ballot envelope*
 - Voter registration application*
 - White signature envelope*
 - Larger white return envelope*
 - Pen with black ink
 - Minnesota driver's license with your address or other authorized proof of where you live.
See other side for a list of options
- *If any of these items are missing, please contact your local election official.
- Your ID number
Minnesota driver's license number, Minnesota ID card number, or the last four digits of your Social Security number.
See below if you do not have any of these numbers.
 - Witness
Any person who is at least 18 years of age on or before the day of the election and a citizen of the United States, including your spouse or relative, or a notary public, or a person with the authority to administer oaths

Important: You must submit the voter registration application with your ballot (in the white signature envelope) for your vote to be counted.

1 Fill out the voter registration application and sign it

- Show your witness your driver's license or other authorized proof of where you live.
See the other side for a list of options.

2 Vote!

- Show your witness your blank ballot, then mark your votes in private.
- Follow the instructions on the ballot.
- Do not write your name or ID number anywhere on the ballot.
- Do not vote for more candidates than allowed. *If you do, your votes for that office will not count.*
See the other side if you make a mistake on your ballot.

3 Seal your ballot in the tan ballot envelope

- Do not write on this envelope.

4 Put the tan ballot envelope and the voter registration application in the white signature envelope

5 Fill out the white signature envelope completely

- If there is no label, print your name and Minnesota address.
- Print your Minnesota driver's license number, Minnesota ID card number, or the last four digits of your Social Security number.
Be sure to use one of the same numbers that you provided on your absentee ballot application.
If you do not have any of these numbers, check the box.
- Read and sign the oath.
- Ask your witness to print their name in the box at the top of the witness section, indicate which proof you showed them, and sign their name in the box at the bottom of the witness section.
If your witness is an official or notary, they must print their title.
Notaries must also affix their stamp.
- Seal the envelope.

6 Put the signature envelope into the larger white return envelope to protect your private information from view

- Seal the envelope.

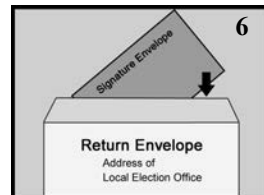
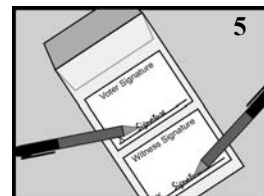
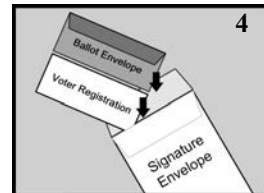
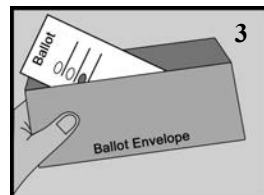


7 Return your ballot by Election Day to the address on the return envelope

Ballots may not be delivered to your polling place.

You have three options:

- Send it so it arrives by Election Day, using U.S. mail or a package delivery service,
- Deliver it in person before election day or by 5:00 p.m. on Election Day, or
- Ask someone to deliver it by 5:00 p.m. on Election Day.
This person cannot deliver more than 3 ballots.

To check the status of your absentee ballot, visit <https://mnvotes.gov>.



Options for proof of where you live

A valid Minnesota driver's license, Minnesota ID card, or permit with your current address

or

A photo ID that does not have your current address along with a document that has your current address


- **Eligible photo IDs:** Minnesota or another state's driver's license, learner's permit, or ID card; U.S. passport; U.S. military or veteran ID card; Minnesota high school/college/university ID card; or tribal ID card with your signature, from a tribe recognized by the Bureau of Indian Affairs (BIA).
- **Eligible documents with your current address:** an original bill, including account statements and start-of-service notifications, dated within 30 days before or with a due date 30 days before or after the election; a current student fee statement; or a residential lease if valid through election day. Eligible bills are: gas, electric, solid waste, water, sewer, phone, cell phone, television, Internet provider, credit card, or banking services; or bills for rent or mortgage payments.

or one of the following:

- A receipt for a valid Minnesota driver's license, Minnesota ID card, or permit with your current address
- Vouching: the signature of a registered voter who lives in your precinct and personally knows that you live in the precinct. If your witness is registered to vote in this precinct, your witness may vouch for you. *This person must complete and sign the voucher form on the back of the voter registration application.*
- A tribal ID card with your name, address, signature, and picture, from a tribe recognized by the BIA
- A "Notice of Late Registration" if you received one from the county auditor or city clerk
- If you have moved within your precinct or changed your name, a current registration in the precinct
- Vouching for residents of certain residential facilities: the signature of an employee of your residential facility, including nursing homes, group homes, battered women's shelters, homeless shelters, etc. If you are not sure if the residential facility where you live is eligible, call your local election official. *The employee must complete and sign the voucher form on the back of the voter registration application.*

Correcting a mistake

- If time allows, ask for a new ballot from your election office. Contact your election office at hc.vote@hennepin.us or (612) 348-5151.
- Completely cross out the name of the candidate you accidentally marked and then mark your ballot for the candidate you prefer (do not initial your corrections).



If you have a disability:

If you have a disability or cannot mark your ballot, your witness may assist you by marking your ballot at your direction, assembling the materials, and filling out the forms for you.

When signing the envelope, Minnesota law says you may:

- Sign the return envelope yourself, or
- Make your mark, or
- Ask your witness to sign for you in your presence. (Have the witness sign their own name as well.)
- If you have adopted the use of a signature stamp for all purposes of signature, you may use your signature stamp or ask your witness to use your signature stamp in your presence.

Minnesota Statutes, section 645.44, subdivision 14

Please note: Voting is not covered by power of attorney. A person with power of attorney may only sign for you in your presence, as outlined above.

Confidentiality Notice: Your name and address is available to the public when used for elections, political and law enforcement purposes. Otherwise, the data you supply on your signature envelope is restricted to election officials until 8:00 p.m. on Election Day. After that time, your envelope and the data on it, other than your identification number, are public information. Your ID number is required to ensure that the ballot is returned by the same voter who applied for it. You may refuse to provide it, but doing so may lead your absentee ballot to be rejected and will prevent you from checking on the status of your absentee ballot online.